

Note:

1. Base Sizes: Recommend you make Base 1 & Base 2 in 1 piece instead of 2 pieces, if you can transport the 7'-3-1/4" length.

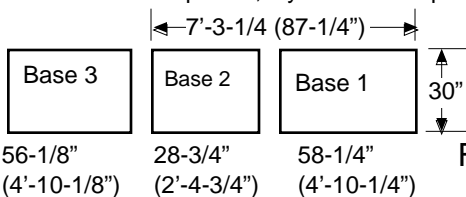
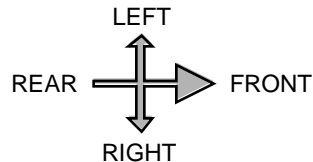


Fig 33b—Base Sizes



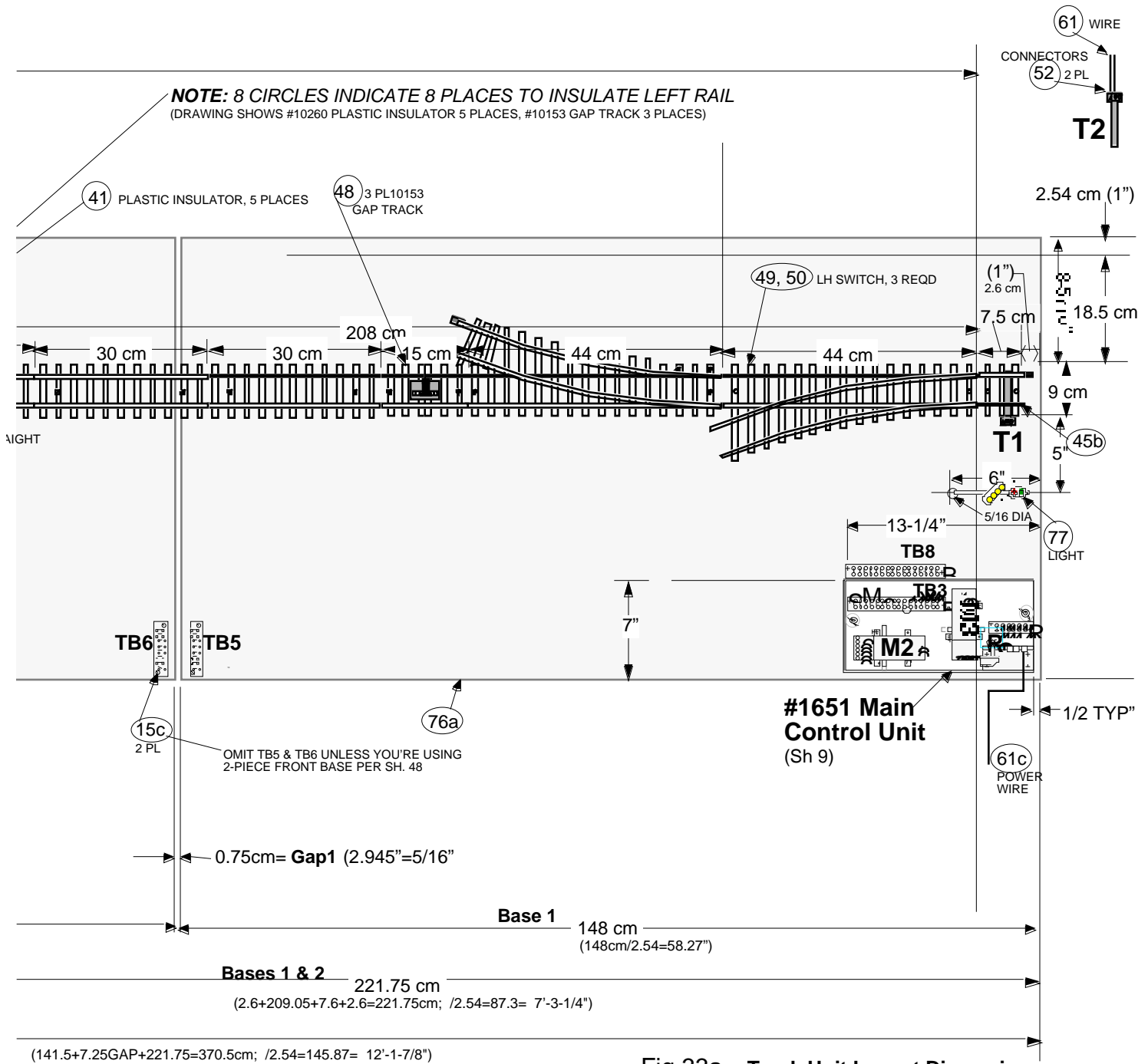


Fig 33a—Track Unit Layout Dimensions

Summary: This sheet shows the Phase 1 track layout for single track operation.

JAMES R. INGRAM 303-798-1968 © 1996	7931 SO. BROADWAY, STE. 33 LITTLETON CO 80122-2710 —Ingram Autocontrols—	TITLE MODEL 165 ZELLNER YARD 4-TRACK BLOCK SH. 33	
		DWG SERIES D8811-165	ORIG 20JAN96 REV B, 15AUG96 #1654 TRACK—TRACK 3 ONLY